










Lycopodium (Club Moss)

Species	Stem Appearance	Stem Habit	Sporangia Location	Leaf Margins	Leaf Shape and Tip	Height	Growth Form	Habitat
Running Club Moss <i>Lycopodium clavatum</i>	Round and bristly; upright shoot rarely branched; leaves have frosty appearance due to hairs on tip	Extensively creeping	Cones on long stalk	Sub-entire to remotely serrulate	Linear-subulate; long twisted tip	25cm		Occasional in forests with coniferous trees. MW to SWP drained soils of any texture and landform. Often forms carpet-like patches.
Bristly Club Moss <i>Lycopodium annotinum</i>	Round and bristly; upright shoot rarely branched	Trailing or creeping; shallowly covered	Terminal sessile cones	Variable	Pointed leaves; teeth and leaf orientation is variable among varieties	20cm		Occasional in forests with coniferous trees. MW to SWP drained soils of any texture and landform, including peatlands. Often forms carpet-like patches.
Round-Branched Ground-Pine <i>Lycopodium dendroideum</i>	Round and bristly; upright shoot branched and tree-like; spreading leaves off main erect stem squarrose	Creeping deep in soil	Terminal sessile cones	Entire	Linear-attenuate; incurved, ascending	Up to 30cm		Widespread in all forest types. W to SWP drained soils of any texture and landform.
Ground-Pine <i>Lycopodium hickeyi</i>	Round and bristly; upright shoot branched and tree-like; spreading leaves on main erect stem appressed	Creeping deep in soil	Terminal sessile cones	Entire	Linear-lanceolate	Up to 30cm		Widespread in all forest types. W to SWP drained soils of any texture and landform.
Bog Club-Moss <i>Lycopodiella inundata</i>	Round and bristly	Creeping	Terminal sessile cone	A few large teeth	Linear or lance-attenuate	10cm		Rare in open, moist places; peaty or sandy soils.
Shinning Club-Moss <i>Huperzia lucidula</i>	Round and bristly	Extensively creeping	Axils of leaves	Acute; broadest above middle; definitely toothed	Broadest above the middle; lanceolate-obovate; pointed	40cm		Infrequent in forests with coniferous trees. SWP drained soils on till or peatlands. Forms carpet-like patches.
Ground Cedar <i>Lycopodium complanatum</i>	Flat and cedar-like	Creeping on or near the surface	Terminal cones on stalks	Entire	Sharply acuminate or attenuate.	25cm		EX to MW drained sandy soils.



Running Club Moss



Bristly Club Moss



Round-Branched Ground-Pine



Ground-Pine



Bog Club-Moss



Shinning Club-Moss



Ground Cedar